

SEAT COVERS  
BY




FEATURING

**SUPER-GRIP®**

**THE SLIP RESISTANT FASTENING SYSTEM  
INSTALLATION INSTRUCTIONS**

**FOR**

**NP95-2/ Oe35-2/ SL65-2/ SP85-2/ TR45-2/ TRS45-2**



Thank you for purchasing one of our fine quality products. Your seat cover is engineered from high quality materials and designed with precision to give you a long-lasting, well-adjusted fit.

**A) CUSHION COVERS**

1. Center cover on seat
2. Tuck straps through crevice
3. Bring front and side stretch material down
4. Pass back strap under seat and buckle to front and sides of cover
5. Adjust straps and buckles to equalize tension

**B) BACKREST COVER 40 SECTION**

1. Open velcro on cover
2. Unlatch backrest and hold down in  $\frac{3}{4}$  position
3. Slip cover over backrest. Headrests are not removable. Cover has allowances for headrests
4. Place latch through opening provided
5. Pass bottom of cover through crevice and place backrest in fold flat position
6. Pull bottom flap from crevice and velcro at back
7. Place backrest in  $\frac{3}{4}$  up position and tuck in cover flap around headrest post
8. Smooth cover from top to bottom. Adjust velcro if required

**C) BACKREST COVER 60 SECTION**

1. Open zipper and velcro on cover
2. Slip cover over backrest. Headrests are not removable. Cover has allowances for headrests
3. Ensure cover is installed under seat belt
4. Place latch through opening provided
5. Unlatch backrest and hold down in  $\frac{3}{4}$  position
6. Pass bottom velcro on cover through crevice and place backrest in fold flat position
7. Close zipper and pull bottom flap through crevice and velcro at back
8. Place backrest in  $\frac{3}{4}$  up position and tuck in cover flap around HR post
9. Smooth cover from top to bottom. Adjust velcro if required

**D) ARMREST COVER**

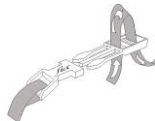
1. Detach velcro on cover. Slip cover over armrest And align opening with cup holder
2. Smooth cover and close velcro.

**E) CENTER HEADREST/CUPHOLDER COVER**

1. Remove center headrest from the base.
2. Place headrest posts through opening on cover
3. Position adhesive velcro supplied on edge of headrest/ cup holder to align with velcro on cover.
4. Smooth cover. Adjust velcro if required and replace headrest.

**NOTES:**

**1) SELF-LOCKING SUPER-GRIP® BUCKLE:**

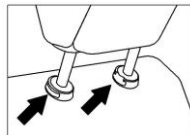


**3) RE-INSTALLATION OF HEADREST**

- A) Ensure pre-cut holes in seat cover align with holes in headrest base.
- B) Replace headrests

**4) HEAD REST REMOVAL:**

- Push in side release buttons and lift off  
(If unable to remove consult dealership)



### **LIMITED 2 YEAR WARRANTY**

Fia Inc. guarantees the original purchaser a limited 2 year warranty against manufacturer's defects in materials, workmanship and finish under normal use. The warranty is void if the product has been damaged resulting from product misuse, improper installation, product modifications or product neglect. The warranty applies to all Fia products and is limited to repair or replacement of the product. Warranty does not include cost of removal, installation, labor, freight and incidental or consequential damages.

**Original purchaser must return defective merchandise along with the original purchase receipt to the original place of purchase for repair or replacement. Shipping charges will apply for any repair or replacement.**

Buyer assumes all risk and liability whatsoever from the installation of Fia products. Vehicles equipped with supplemental restraint systems (air bags) deployed by impact should not be modified or covered by any aftermarket seat cover without consulting the vehicle manufacturer and Fia Inc. Fia Inc. assumes no liability for injury, loss, incidental or consequential damages in the event of an accident.

Fia Inc. Winnipeg, Canada R3L 0N3 Telephone (204) 475-0515 Toll-Free: 1-800-835-0438  
Fax: (204) 284-8246 E-Mail: [info@gofia.com](mailto:info@gofia.com) Website: [www.gofia.com](http://www.gofia.com)



Inc. Winnipeg, Canada R3L 0N3 Telephone (204) 475-0515 Toll-Free: 1-800-835-0438  
Fax(204) 284-8246 E-Mail: [info@gofia.com](mailto:info@gofia.com) Website: [www.gofia.com](http://www.gofia.com)