

HUSKYLINERS®

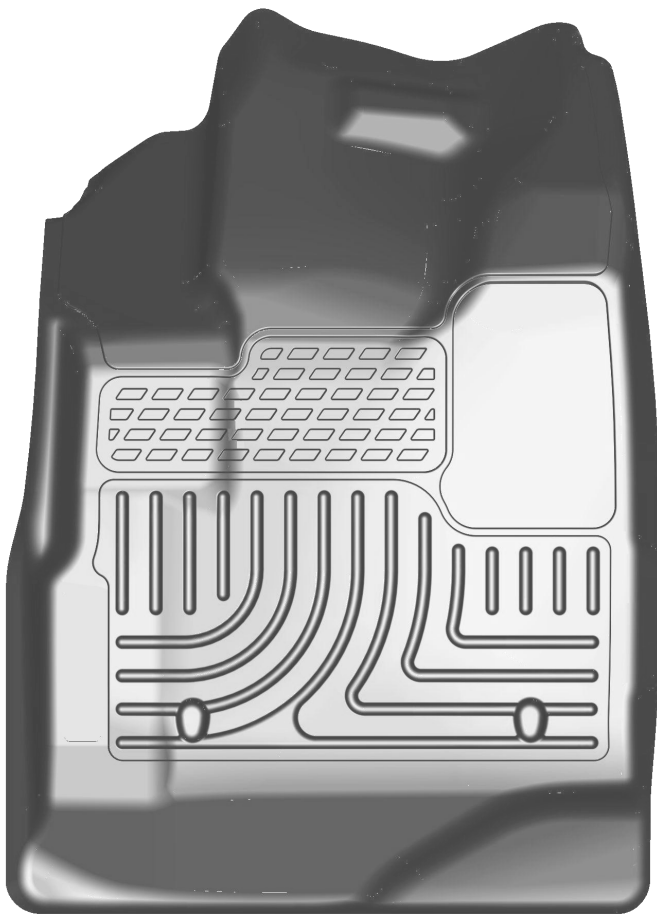
weatherBEATER

CARE AND USE INSTRUCTIONS

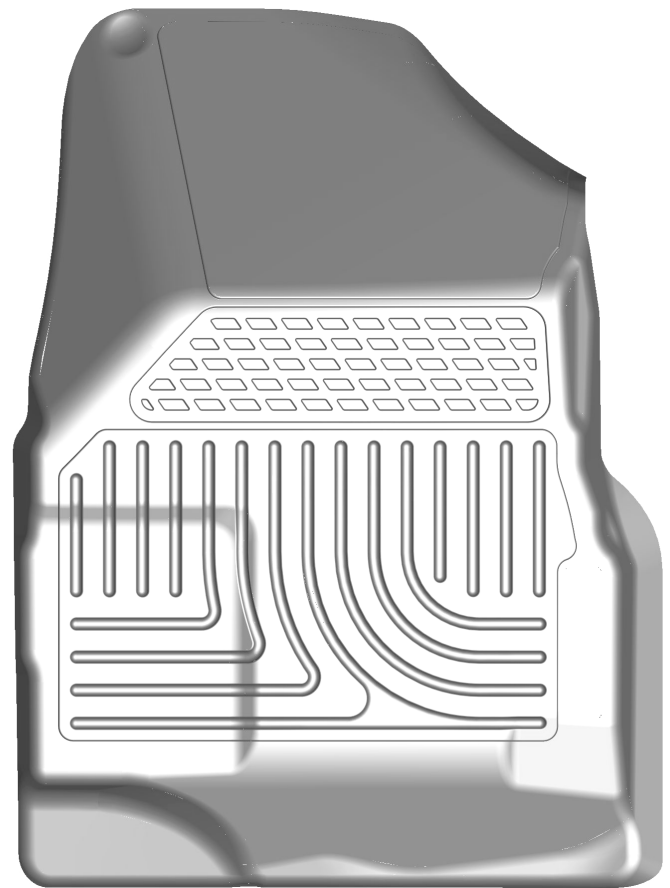
Thank you for selecting a WeatherBeater® Floor Liner from Winfield Consumer Products. Your new front floor liners are custom molded to fit your Chevrolet Equinox/GMC Terrain. The liners are made to take the place of your factory floor mats. **For correct fit, it is necessary to remove the factory floor mats before installing your new floor liners.** However, do not remove the factory-installed carpeting.

Your liners are made from an engineering resin that is lightweight and extremely tough and durable. The easiest way to clean your liners is with a damp cloth or sponge. If using a cleaner, 409® or Glass Plus® work well. Use of Armor All®, Son-of-a-Gun® or similar items is discouraged as these products make the liners slick.

INSTALLATION INSTRUCTIONS FOR YOUR CHEVROLET EQUINOX AND GMC TERRAIN FRONT FLOOR LINERS



LEFT OR DRIVER'S SIDE



RIGHT OR PASSENGER'S SIDE

TO EASE INSTALLATION OF YOUR EQUINOX/TERRAIN FRONT LINERS, MOVE BOTH FRONT SEATS TO THEIR MOST REARWARD POSITION. NOTE THAT THE LINERS TUCK UNDERNEATH OF THE FRONT SEAT SEAT TRACKS. ONCE YOU HAVE INSTALLED YOUR LINERS, REPOSITION THE SEATS AS DESIRED.

HUSKYLINERS® weatherBEATER


CARE AND USE INSTRUCTIONS

Thank you for selecting a WeatherBeater® Floor Liner from Winfield Consumer Products. Your new rear floor liner is custom molded to fit your Chevrolet Equinox/GMC Terrain. The liner is made to take the place of your factory floor mats. **For correct fit, it is necessary to remove the factory floor mats before installing your new floor liners.** However, do not remove the factory-installed carpeting.

Your liner is made from an engineering resin that is lightweight and extremely tough and durable. The easiest way to clean your liner is with a damp cloth or sponge. If using a cleaner, 409® or Glass Plus® work well. Use of Armor All®, Son-of-a-Gun® or similar items is discouraged as these products make the liners slick.

INSTALLATION INSTRUCTIONS FOR YOUR CHEVROLET EQUINOX & GMC TERRAIN SECOND SEAT FLOOR LINER

FRONT OF VEHICLE



TO EASE INSTALLATION OF YOUR EQUINOX/TERRAIN SECOND SEAT LINERS, MOVE THE FRONT SEATS TO THEIR MOST FORWARD POSITIONS. WITH THIS DONE, INSERT THE LINER IN THE VEHICLE. WITH LINER IN PLACE, REPOSITION THE FRONT SEATS AS DESIRED.