
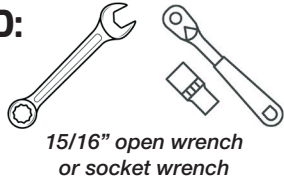



TOOLS REQUIRED:




Rendering of guard

Driver Side Rear Shown

1. Remove these factory washer head hex nuts using 15/16" socket



2. Install Guard & reinstall to brake guard mount holes using manufacture torque spec



3. Protection Guard installed

