

# INSTALLATION INSTRUCTIONS

## **CUSTOMER SERVICE**

Phone: 866-900-8800 • 8:30 am - 5:00 pm Mon - Fri CST

Email: [info@undercoverinfo.com](mailto:info@undercoverinfo.com)



# MODEL SPECIFIC GUIDE


HIDDEN HINGE VERSION

4138

## Model 4138 Toyota Tacoma Double Cab 5' Short Bed 2016-2022 (With Multi-Track System)

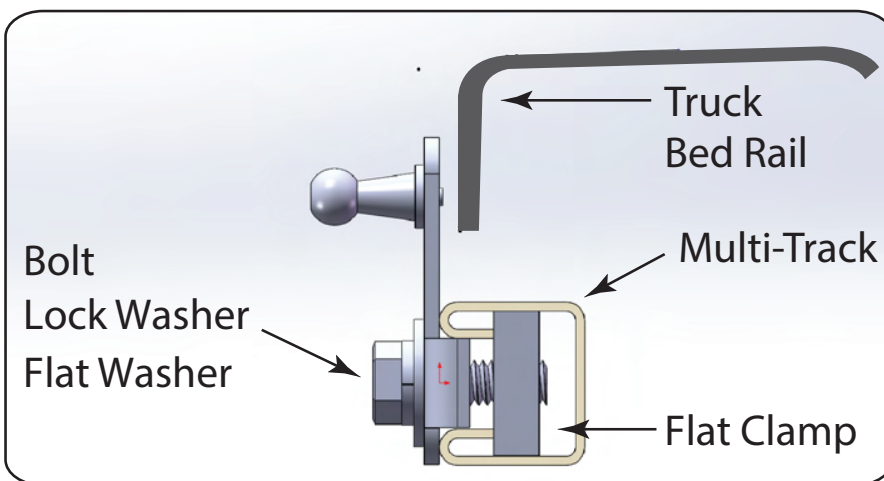
### Tacoma Bracket Kit

- A:** Mounting Hardware
- B:** Front Brackets
- C:** Prop Brackets
- D:** Rear Brackets



### RE: Step 2 on the Quick Start Guide

Remove the end caps from the Multi-Track system. Install the prop mounting brackets. Slightly screw the Multi-Track flat clamps on to the bolt and through the prop mounting brackets. Slide the flat clamp into the Multi-Track system. Position according to the measurement on the reverse side.



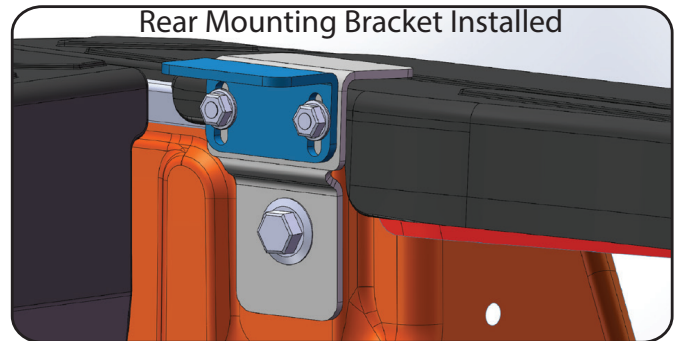
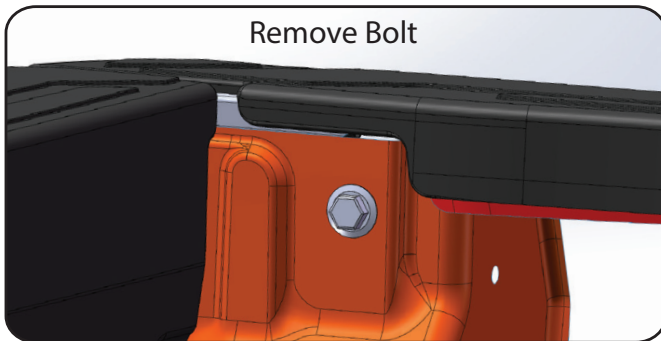
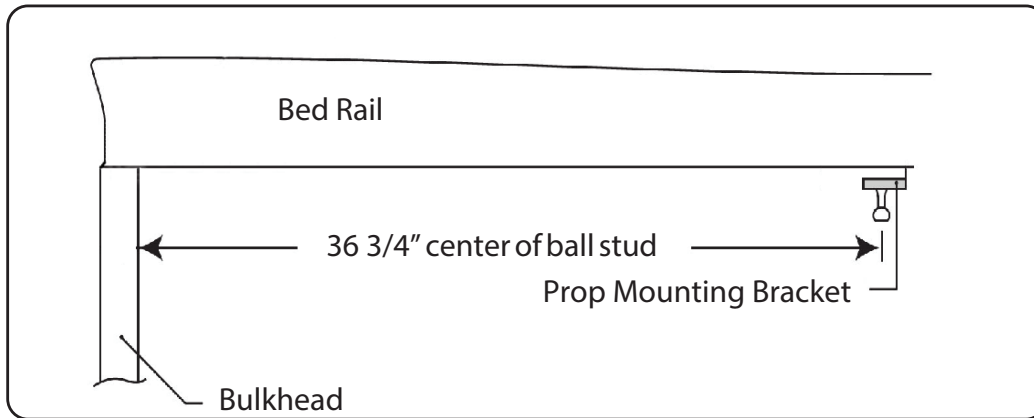


# MODEL SPECIFIC GUIDE HIDDEN HINGE VERSION

## Model 4138 Toyota Tacoma 5' Short Bed 2016-Current

### Continued - RE: Step 2 on the Quick Start Guide

Position the prop mount bracket 36 3/4" from the front of the bulkhead to the center of the ball stud. Install the rear brackets using the two bolts nearest the tailgate, close to the top rail of the truck.



### RE: Step 3 on the Quick Start Guide

Measurement for the front mounting bracket is 16 3/8" from the back side of the bulkhead to the end of the bracket. Install using the Multi-Track flat clamps.

The fit of the cover is determined by the front mounting brackets. This measurement is a good starting point. Unfortunately not all truck beds are assembled 100% square, so some adjustments may be necessary after the cover is set on the truck.

